

CONTAINER REQUIREMENT 1

The illustrations shown in this Container Requirement are examples only. Containers that conform to the principle of written standards for the species but look slightly different will still be considered compliant with IATA minimum standards.

IATA activities are limited to the development of standards for the acceptance, packing and handling of live animals for transportation by air. IATA does not certify, approve, endorse, or sell any particular pet container manufacturer, brand, make, or model. Equally so, IATA does not offer, solicit, endorse, or approve any particular pet or puppy transport or relocation services, regardless of whether these be offered via email or the internet. Readers should pay attention to fraudulent offerings that claim the opposite.

Applicable to:

- Cats (domestic)
- Dogs (domestic)

STATE VARIATIONS: CHG-01/03/04, GBG-01/02/03/04/05, HKG-01, NZG-01, SAG-02, ZWG-02/03/04, EUR-01, USG-Variations

See exceptions AUG-01 and NZG-01 in Chapter 2; Some state regulations require that the container must be sealed during transportation.

OPERATOR VARIATIONS: AC-03/04/07, AF-01, CX-05/06/07, EI-01, EK-05/07/08/12, GF-05/06/10/11, KL-01/02/08/09, LH-05/08/10, LX-05/07, MK-02, MS-01, OK-01/06, PR-01/04/05/06/07/08, TG-01, QF-02/03/04/07, UA-07/08/09

AC-01 and QF-01 in Chapter 3; Certain operators will not carry wooden containers.

Note:

For carriage of domestic pets in passenger cabins as accompanied baggage see Chapters 2 and 3.

For animals travelling in the aircraft cabin the travelling non-rigid container must:

- Meet these container requirements except that the container construction does not have to be rigid and spacer bars are not required.
- Allow the animal contained in the container to have enough space to turn about normally while standing, to stand and sit erect, and to lie in a natural position.
- The ventilated area must be at least 16% of the total surface of the four sides of the containers.
- The container must be clearly marked with a Live Animal label and the label must not block any of the ventilation openings.
- Meet these container requirements except that the container does not need to have water and food containers.
- The requirement for one end of the container to be welded wire mesh does not apply to soft side/cloth bags.

The check-in staff is responsible for ensuring the container meets the IATA requirements. Should the container not meet the minimum standards the animal must not be allowed to travel.

1. CONTAINER CONSTRUCTION

Principles of Design

The following principles of design must be met in addition to the General Container Requirements outlined at the beginning of this chapter.

The interior of the container must be smooth with no protrusions that the animal can bite or scratch to cause damage to the integrity of the container in any way.

All openings must be nose and paw proof to avoid injury to the animal and handlers.

Openings must be a maximum of 25 mm x 25 mm (1 in x 1 in) for dogs and 19 mm x 19 mm (¾ in x ¾ in) for cats. The openings may have to be smaller in order to be nose and paw proof.

If a container has wheels, they must be removed or rendered inoperable.


Materials

Fibreglass, metal, rigid plastics, welded wire mesh, solid wood or plywood.

All wood used for the construction of containers for international transport must comply with IPPC standards.

For all containers the welded wire mesh must be 2.5 mm or thicker for dogs and 2.0 mm or thicker for cats.

Containers made entirely of welded mesh or any other type of wire mesh are not suitable must not be used for air transport.

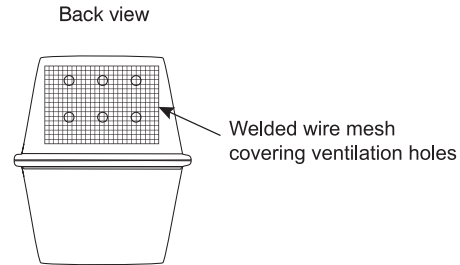
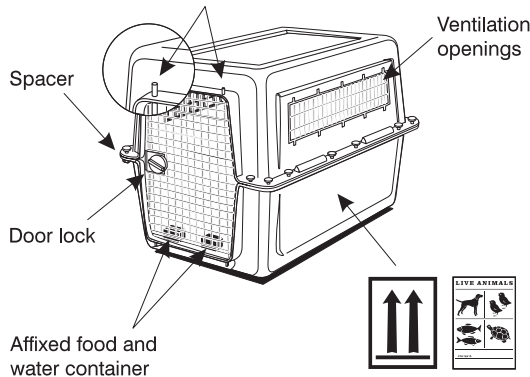
Plastic: Rigid plastic containers  are suitable for most breeds of dogs but their acceptability is at the discretion of the operator. Some rigid plastic containers may not be suitable for large dogs, or dogs that are aggressive.

Example of a rigid plastic container and an example of a wooden container:

Figure

TYPICAL RIGID PLASTIC CONTAINER

Locking pins must engage the container beyond the extrusions by at least 1.6 cm (5/8 in)



Size (Mandatory performance requirements when selecting a shipping container)

Each animal in the container must have enough space to stand, to sit erect, to lie in a natural position and to turn about normally while standing.

Guidance on Calculating Minimum Container Dimensions

To assist in determining the approximate size of the traveling container, the following formula may be useful. However, it may need to be adjusted to meet the mandatory performance requirements listed previously. When calculating the minimum internal height of the container, the height of bedding should be added to the height of the animal.

Animal measurements:

A = length of animal from tip of nose to base/root of tail.

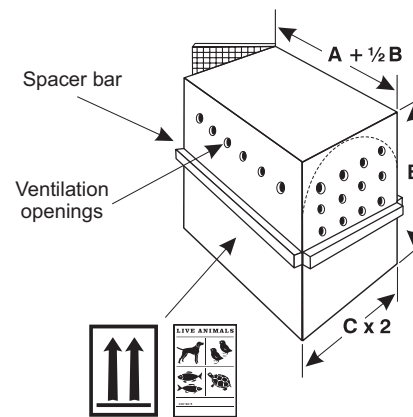
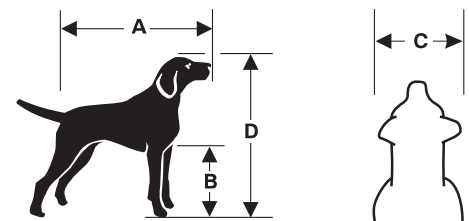
B = height from ground to elbow joint.

C = width across shoulders or widest point (whichever is the greater).

D = height of animal in natural standing position from top of the head or the ear tip to the floor (whichever is higher).

Note:

Measurements A, B, C and D for determining the container dimensions must relate to the largest animal.



The calculated dimensions are internal container dimensions.

Minimum internal container dimensions for a single animal:

Container length = $A + \frac{1}{2} B$

Container width = $C \times 2$

Container height E = D + bedding

Snub-nosed breeds require 10% larger container.

Note:

Container width calculation for multiple animals:

- Two animals: $C \times 3$
- Three animals: $C \times 4$

The height and length are determined the same as for a single animal.

Crating animals together:

Weaned puppies or kittens may travel well together in the same primary enclosure. When crating puppies or kittens together in the same container/primary enclosure they must be from the same litter, not older than six months, weigh no more than 14 kg each and no more than three per container. Certain national regulations require cats or dogs to be crated individually unless the consignment is a litter over 8 weeks and travelling with the mother.

A maximum of two adult animals of comparable size up to 14 kg each, that are compatible in size and used to cohabiting, may be shipped in the same container/primary enclosure. Animals over 14 kg must be crated individually.

Sides

Side walls must be solid with sufficient ventilation as prescribed.

Plastic containers: Where containers are assembled from a top and bottom part, these must be securely bolted together. Plastic clips must not be the only fasteners holding the top and bottom part together, the use of metal nuts and bolts in every hole is recommended.

Wooden containers: For containers made of wood, or plywood, the minimum thickness of the sides is 12 mm (1/2 in) for dogs and 6 mm (1/4 in) for cats.

Floor

The floor must be solid and leak-proof.

Roof

The roof must be solid, but ventilation holes and welded wire mesh are allowed over the whole surface provided that they do not reduce the integrity of the container and the strength of the roof itself.

Wooden containers: For containers made of wood or plywood, the minimum thickness of the roof must be 12 mm (1/2 in) for both dogs and cats.

Door

The door must be constructed of plastic, wood, plywood, welded or cast metal of sufficient thickness so as to preclude the animal from bending or distorting the door.

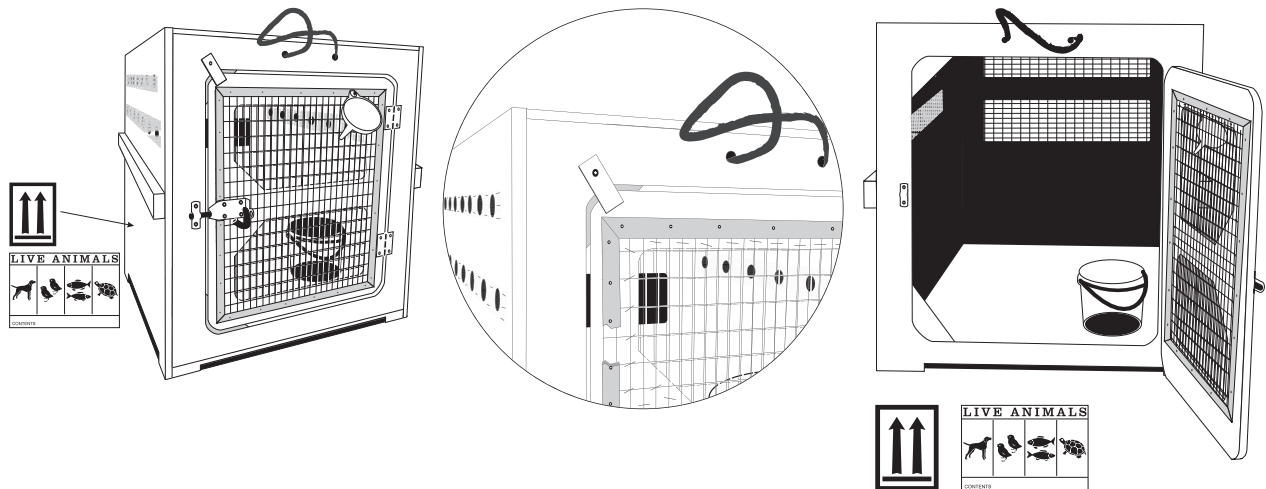
The door must form the whole of one end of the container. It can be either sliding or hinged.

For all containers using doors with locking pins, the pins must engage the container by at least 1.6 cm (5/8 in). The shipper must ensure that all hardware and fasteners are in place and serviceable.

Plastic containers: Doors made of plastic are permitted, provided that hinges and locking pins are made of metal of sufficient thickness.

When rigid plastic containers are used the door should be further secured by application of additional removable fasteners such as cable ties in the four corners of the door frame. Care must be taken when selecting the fasteners to ensure these will not cause injury to the animal or to the handling personnel.

There must be an adequate means of fastening and sealing for containers travelling to countries where sealing is required.



Ventilation

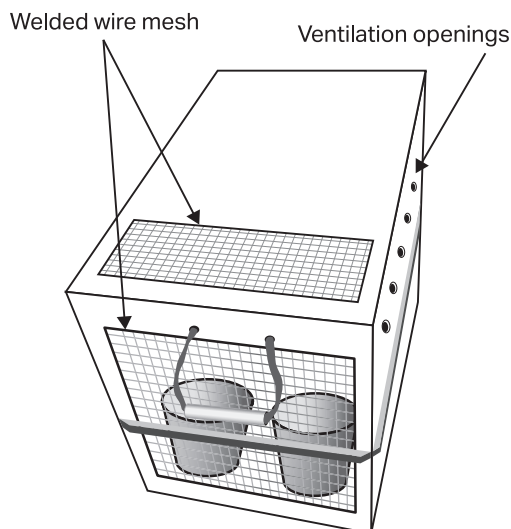
The total ventilated area must be at least 16% of the total surface of the four sides. The provision of additional ventilation openings on the roof or sides of the container or larger ventilation openings covered in welded wire mesh in order to increase the ventilation are permitted.

Ventilation must be provided on all 4 sides of the container. Ventilation openings on the sides and the back must be placed over the upper two thirds of the container.

- △ The whole of one end of the container (which can be the door) must be ventilated.

The welded wire mesh insert covering ventilation openings must be securely fixed to the container so that the animal cannot dislodge it.

- △ All openings must be nose and paw-proof, in the case of cats and small dogs these may have to be covered with a second layer of welded wire mesh. Where a second layer of welded wire mesh is required to make the container nose and paw proof both layers of mesh must meet the minimum standards prescribed for the species. It is very important that no animal has any surface or edge at which it can gnaw or scratch.



Wood/Plywood Containers

Where ventilation is provided by welded wire mesh it must fully overlap the frame. It must be attached to the outside of the frame using staples at least 19 mm (¾ in) long and at intervals of no more than 25 mm (1 in). In addition, for dog containers made of wood/plywood, a wood/plywood frame or strips of wood/plywood must be

placed over the edges of the welded wire mesh and affixed with screws. This compresses the welded wire mesh between the strips of wood/plywood and the outer surface of the container. The wood/plywood compression strips/frame must be at least 12 mm thick and of a placement to adequately secure the wire. Fasteners must not penetrate into the container.

Spacer Bars

Must be provided along both long sides of the container. A spacer bar must also be provided along the back of the container.

- △ Spacer devices must be positioned to prevent other freight from blocking the ventilation.

Handles

Appropriate handles must be provided. Spacer bars where suitable may be considered as the handles. Handles must provide the handlers a means to move the container without a risk of being scratched or bitten by the animal.

Forklift Spacers

Must be provided for all containers where the total weight with the animal exceeds 60 kg (132 lb) and must be a minimum 5 cm (2 in) in height.

Bedding

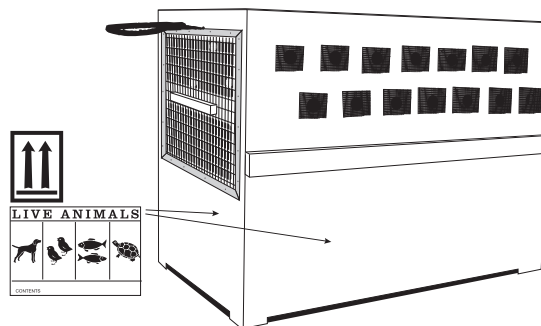
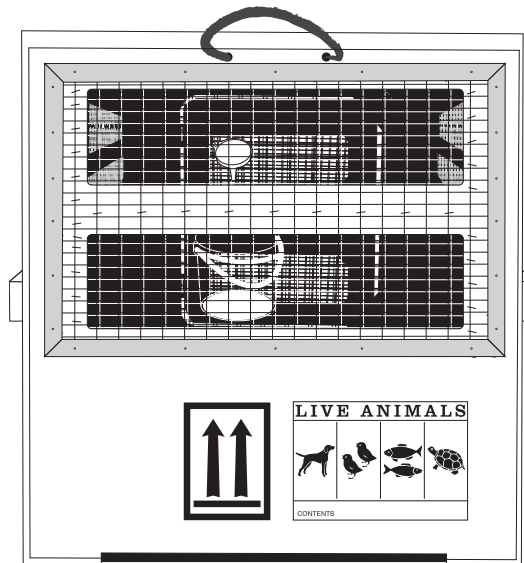
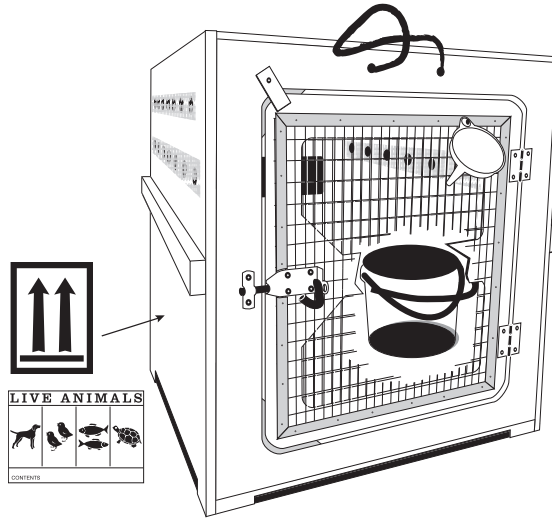
- △ Absorbent bedding that is suitable for the species must be provided.

SPF Containers

Specific Pathogen Free (SPF) dogs and cats must be transported in containers that conform to the requirements published in this Container Requirement. A "Laboratory Animals" label must be affixed to the container and "This Way Up" labels must be placed on at least two opposite sides. Filter containers for SPF consignments have special gauge air filters fixed in the ventilation apertures. Ventilation must be a minimum of 16% of the surface area of the four sides. Sufficient water must be provided for the journey. Food must be provided, if required, at the point of origin in order that the sealed container is not opened during transport. A viewing panel must be provided on SPF containers.

Labelling

- ⊗ A green "Live Animals" label/tag or a red "Laboratory Animals" label/tag is mandatory on all live animal consignments. "This Way Up" labels/tags are also mandatory and must be placed on at least two opposite sides. The label or tag can be imprinted on the container.



It is recommended to mark the animal's name on the container.

2. PREPARATIONS BEFORE DISPATCH (see Chapter 5)

Tranquillization of dogs and cats is not recommended.

Sedation of animals, except under certain conditions and carried out under veterinary direction, is not recommended. Most, if not all, commonly used tranquilizing drugs have the effect of lowering the blood pressure, this also occurs naturally at high altitudes. The air pressure of an aircraft in flight is set at the equivalent of approximately 8,000 ft.

The combination of altitude and drugs is potentially fatal in the old, chronically sick or stressed animals. Calming by darkening the container and putting it in a quiet place when not in the aircraft, will calm most animals. If sedatives are used, the name of the drug, the time and route of administration must be clearly marked on the container and a copy of the record must be attached to the documents relating to that shipment. Any further medication administered must be recorded and accompany the shipment with the name of the sedative, time of administration and the route of administration.

Shipment of females in heat (oestrus) is not recommended.

Females with suckling young and unweaned animals must not be accepted for carriage.

Weaned puppies and kittens younger than eight weeks must not be shipped due to possible dehydration effects in air transportation.

Dogs and cats should only be shipped during the first two thirds of pregnancy. During the last one third of pregnancy the chance of spontaneous abortion or injury to the fetus increases. Significant debilitation or death of the mother can be initiated by the stress that may occur during transportation at this time in gestation.

Dogs and cats should not be shipped for seven days following giving birth.

It is recommended that the shipper removes collars/ vests/harnesses/clothing and electronic GPS trackers from animals prior to crating. If GPS trackers or any other recording equipment are used, they must fully comply with IATA Dangerous Goods Regulations and must be declared to the operator.

- For pet animals, a familiar article in the container helps to placate the animal. It is good practice to mark the animal's name on the container.

3. FEEDING AND WATERING

A water container must be present and affixed within the shipping container with outside access for filling that does not require the opening of the shipping container allowing potential escape of the animal. Food containers must be present either within the container, if sealed, or attached to it. Food may be attached to the travelling container for use in case of delay. Note illustrations are examples only, containers or receptacles that are attached may look different provided they meet the standards described.

Note:

- *Water containers must be open on the top surface allowing the animal unrestricted access and must be securely affixed to the inside of the shipping container so they can't be dislodged.*
- *Water bottles or similar dispensers that are attached either inside or outside the shipping container are not considered to be open containers and shall not be used to replace open containers.*

Feed the animal a light meal at least two hours before dispatch, provide a short drink and exercise the animal immediately before crating.

Animals do not normally require additional feeding during 12 hours following the time of dispatch. Water must be provided if total journey time exceeds 12 hours. Care must be taken not to overfill the container.

If feeding is required due to an unforeseen delay, meat, biscuits or canned pet food must be provided but care must be taken not to overfeed. Animals must not fly within 2 hours after their meal.

4. GENERAL CARE AND LOADING (see Chapters 5 and 10)

- △ Containers of young animals of the same species may be loaded adjacent to each other. Containers with cats and containers with dogs must be kept apart, unless they are used to cohabiting. Care must be taken in loading different breeds of dogs to prevent snapping and disturbing one another and, in particular, where one animal is stronger than the other, subjecting the weaker of the two to fear.

Accompanied dogs and cats that are transported in the aircraft hold must comply with these Regulations.

Warning 1: *Snub-nosed dogs must be stowed as far away as practical from other loads to ensure they have the largest amount of air space available in the hold.*

Warning 2: *If it is necessary to open the container for any reason, this must always be done in an enclosed area in order to prevent the animals from escaping.*

Animals travelling under quarantine must be segregated from those which are not.

CONTAINER REQUIREMENT 2

The illustrations shown in this Container Requirement are examples only. Containers that conform to the principle of written standards for the species but look slightly different will still be considered compliant with the IATA minimum standards.

△ Applicable to:

- Camel (large)
- Horse (domestic)
- Mini horse
- Mule

- Donkey (domestic Ass)
- Pony (domestic)

⊗

□ Note:

For equidae travelling individually, see also CR73 (wild/non-domesticated).

□ Note:

Animals that are compatible and accustomed to being confined with others of the same species can be transported in a bulk, non-compartmentalized container as per CR3.

STATE VARIATIONS: CAG-02, GBG-01/02/04, LBG-02, SAG-03

OPERATOR VARIATIONS: EK-01, EK-04, KL-05, LO-01, QF-01, SV-04

1. CONTAINER CONSTRUCTION

Principles of Design

The following principles of design must be met in addition to the General Container Requirements outlined at the beginning of this chapter.

Materials

Metal and/or wood and suitable padding.

△ Size

The dimensions of the stall must be in proportion to the animal in order to restrict excessive movement during transport.

The width of the door opening, any internal framing, and the sides of the stall must be at least the width of the animal at its widest point, plus sufficient additional space to prevent constant contact with both sides of the container and enabling the animal to adjust its position.

△ Frame

Must be of strong construction, either welded or bolted together, with no internal projections. If a doorframe is present, the frame must be reinforced on the outside of the stall with no internal projections.

△ Sides

Solid up to a height that will prevent the escape of urine, feces or any organic debris depending on the species

and sex of the animals being carried. Above this height louvered or slatted sides are suitable but they must be constructed in such a manner that the animals cannot harm themselves and excreta cannot escape.

Solid with smooth interior and all reinforcing plates must be covered with protective material. The whole of the interior may be padded, the lower part of the internal sides must be covered with protective matting, approximately 5 cm (2 in) thick to a height that will protect the animal and the container if it kicks. The remainder of the interior can be covered with a foam plastic or rubber cushion that can be easily cleaned and disinfected.

The head end of the stall must be notched and padded to accept the neck of the animal. When closed stalls are to be used there must be a padded chest bar fitted at the low neck/shoulder height to prevent the animal moving forward. When multiple stalls are used there must be a partition between the heads of the animals to prevent them from making contact with each other.

There must be a securing point for a halter rope to be fastened during transport.

△ Floor

A solid, leakproof, and slip resistant floor appropriate to the species must be provided.

□ Roof

Carriage of horses in an open stall without a roof must be arranged in advance with the operators. If the stall has no roof or canopy, the container must be constructed or adapted to contain and restrain the animal inside the primary enclosure.

The horse should be able to make normal postural adjustments while standing in the primary enclosure without causing the horse's head or ears to be in constant contact with the roof or netting covering the primary enclosure.

Securing Provisions

The stall must be equipped with tie down provisions on the sidewalls to allow tie down to the aircraft pallet or floor. When a net assembly is used to secure the stall onto an aircraft pallet the metal structure must be incorporated into the design to prevent the net assembly from touching the horse.

Doors

At the head end and/or rear of the stall, doors must have a secure means of fastening that is easy to operate, smooth and cannot cause injury to the horse.

There must be access at the head end and rear of the stall for the attendant to reach the head and the hindquarters of the horse during transport.

⊗

□ Aircraft Horse Transport ULD

Must conform to the specifications of the IATA ULD Regulations; Standard Specification 90/2.

It shall be designed to transport the horses safely and properly by air, protect the horse(s) from injury and protect the aircraft from corrosion created by waste spill.

△ 2. PREPARATIONS BEFORE DISPATCH (see Chapter 5)

An ample supply of absorbent bedding such as wood shavings or peat must be provided on the floor of the container.

- ⊗
- △ The routine use of tranquilizers is not recommended. Where used, tranquilizers must be administered by a competent person who has had veterinary instruction, who is familiar with administering them, and understands their effects under the special circumstances of air transport.

At least one (1) competent attendant must be provided when one (1) pallet/horse stall containing horses (domestic) is shipped. However, when two (2) or more pallets/horse stalls containing horses (domestic) are carried together, it is up to the discretion of the operator in agreement with the shipper to determine the appropriate number of attendants that are required.¹

- Information related to attendants can be found in LAR sections 1.2.9, 1.3.2 and 10.4.1.
- △ Mini horses and mini ponies shipped individually or in bulk crates do not require an attendant.
Camels must be muzzled.

△ 3. FEEDING AND WATERING GUIDE

- ⊗
- ⊗
- ⊗
- Depending on the species requirements, water and feed must be provided.

4. GENERAL CARE AND LOADING (see Chapters 5 and 10)

Horses are easily startled by sudden noise or movement, which must be avoided as far as possible.

¹ EC Directive 91/628, as amended by 95/29, stipulates that all transporters must entrust the animals to the care of staff who have the appropriate competence and knowledge to handle animal shipments. For the purpose of this Container Requirement, competent staff are those who have demonstrated they are qualified to handle, transport, care for and safeguard the welfare of animals. See also sections 1.2.8 and 1.2.9 and EUR-03 in section 2.2.

Attendants accompanying animals must be available on take-off and landing to calm excitable animals. Extreme temperature and drafts must be avoided, a sweat rug and cotton sheet must be carried for use as necessary. Loading must be as close to take off as possible, preferably within 30 minutes, and unloading must begin within 30 minutes after arrival.

Note:
Individual state and operator flight safety regulations may not allow the animal attendants to be with the horses during take-off and landing.

In addition to the horses, no additional animal should be transported within the same container.

5. EXCEPTIONS

There may be exceptions to the general container requirements for smaller size ponies and horses each weighing 400 kg (880 lb) or less. Such exceptions must be in full compliance with the stocking densities found in LAR Chapter 8.2.3 "Stocking density for horses in relation to floor area". Such exceptions must be approved in advance with the operator.

Examples of the exceptions currently applied by certain operators are:

- A horse container without partitions for the transportation of polo horses or Icelandic horses can be used as long as the floor space is adequate for the number of animals as given in the LAR Chapter 8 on stocking density. For such shipments, it is essential that sufficient space is given to all the animals so that they can move in order to balance and maintain a good foothold.
- Weaned pony foals and pony yearlings of all breeds, and mini horses may be shipped individually or in small groups of not more than 4 animals in a suitably designed and compartmentalised container. They must wear halters.
- A mare and an unweaned foal can travel together in a compartment (1/2 or 2/3) of a horse container provided the foal can reach the udder of its dam.

Note:
See State Variation: CAG-02.

6. BULK CARRIAGE (see Container Requirement 3)

Draft horses, mini horses and other small breeds of horses can be transported in bulk open wooden crates or as per container requirements 3.

CONTAINER REQUIREMENT 3

The illustrations shown in this Container Requirement are examples only. Containers that conform to the principle of written standards for the species but look slightly different will still be considered compliant with the IATA minimum standards.

△ **Applicable to:
bulk movement of—**

- Antelope
- Cattle
- Deer
- Donkey
- Goat
- Horses
- Mini horse
- Mule
- Pig
- Ponies
- Sheep

Note:

See also CR73 and CR74.

STATE VARIATIONS: GBG-01/02/04, LBG-01, SAG-01

OPERATOR VARIATIONS: EK-09/12, GF-03, PR-02, QF-01, QY-03, QY-09, RU-02, SV-01, SV-04, SV-05, SV-06, SV-07, SV-08, SQ-02, TR-02, XW-02

1. CONTAINER CONSTRUCTION

Principles of Design

The following principles of design must be met in addition to the General Container Requirements outlined at the beginning of this chapter.

Materials

Metal, hardwood, fiberglass and polythene sheeting.

△ **Size**

The container's base dimension should not exceed the size of the aircraft pallet onto which it is loaded.

The animals must be able to stand up in a natural position. It is recommended that 10 cm (4 in) overhead space is provided for small farmstock and 20 cm

(8 in) for large stock. For pigs 10 cm (4 in) and cattle 20 cm (8 in) over the shoulder or loin, whichever is the highest is suitable for both single and multiple deck containers.

Frame

The container must be of such a strength that it can be restrained on an aircraft pallet. If it is a structural container it must conform to the IATA ULD Regulations.

Solid wood or metal secured with bolts. If a wooden container is constructed it must be completely rigid, the use of cross membering and corner braces is essential when making multi-tier containers but will depend on the weight of the animals to be carried in single tier containers. The frame of the lower part of a multi-deck container must be strong enough to carry the weight of the upper part of the container and remain rigid at all times.

Sides

Solid up to a height that will prevent the escape of urine depending on the species and sex of the animals being carried. Above this height louvered or slatted sides are suitable but they must be constructed in such a manner that the animals cannot harm themselves and excreta cannot escape.

In multi-deck containers the sides of the lower deck(s) must be strong enough to carry the weight of the upper deck(s).

Handling Facilities

There must be means of tying the container to the pallet or floor of the aircraft and handholds at the sides of the container for moving it. Forklift spacer bars must be incorporated into the design.

Floor

Solid and leak-proof. Footholds and rubber bedding appropriate to the species must be provided.

Roof

Slatted or netted but for some species, such as antelope it must be solid with ventilation openings.

Doors

There must be access to each deck during transport, the deck(s) door(s) must have secure fastenings that can be opened and closed easily. Crates for non-domesticated animals should have sliding doors. Some states require access to the animals during transport and this must be taken into consideration when designing and loading the container onto the aircraft.

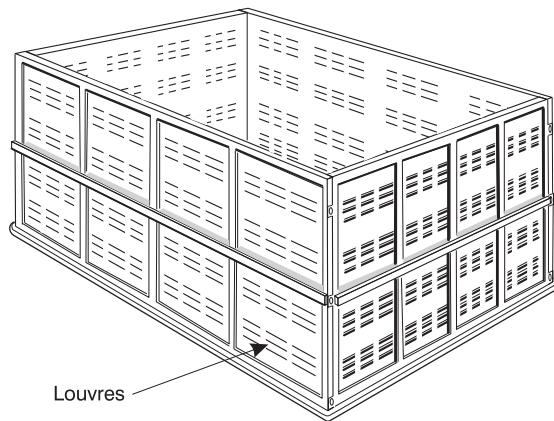
Ventilation

Ventilation openings must be provided and distributed equally over all four sides and per deck.

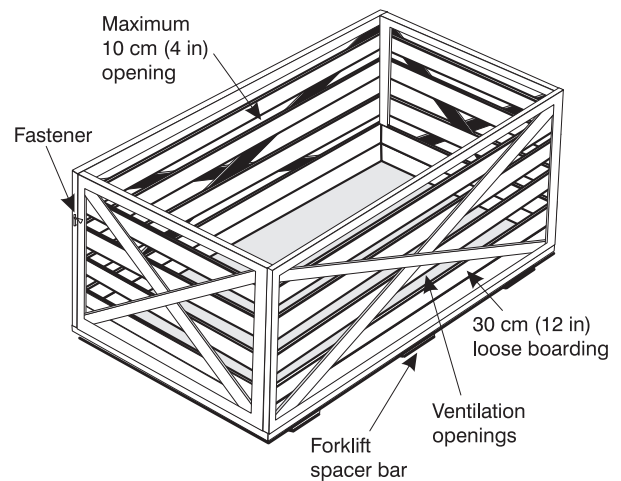
The openings must be equivalent to not less than 20% of the floor area per deck.

EXAMPLE:

METAL CRATE



WOODEN CRATE



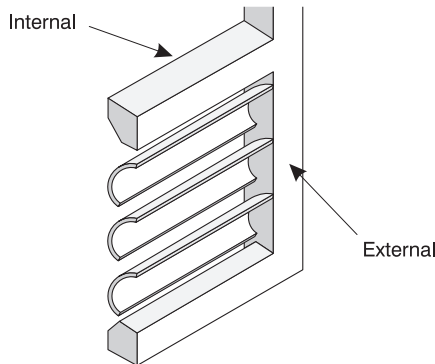
Pigs and sheep need more ventilation than other species, up to 40% of the floor area.

When holes and slots are used for ventilation purposes, attention must be given to allow noxious gases such as CO₂ to be able to escape from the container which must therefore be provided with openings in the lower half of the four walls, as well as higher, up on each and every deck.

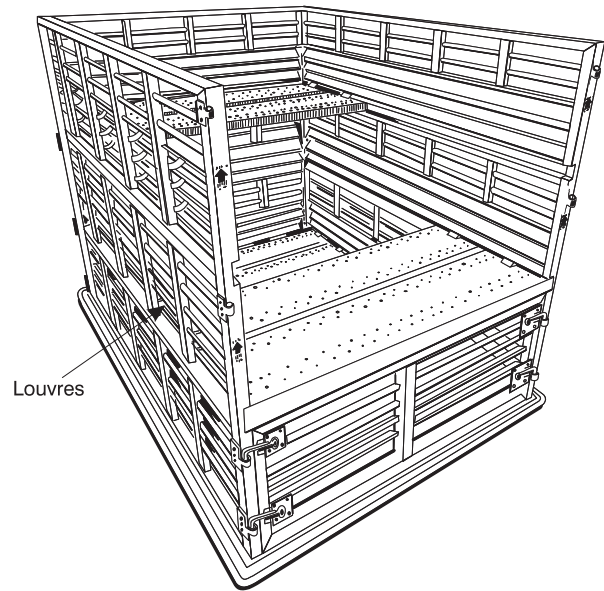
Forklift Spacers

Must be incorporated into the design of custom built wooden crates.

EXAMPLE OF LOUVRES



MULTI-TIER CONTAINER (AIRCRAFT ULD) FOR DOMESTIC ANIMALS



Note:

Polyethylene sheets are not required.

△ **2. PREPARATIONS BEFORE DISPATCH (see Chapter 5)**

For the 24 hours preceding dispatch, herbivores must be fed on a low moisture diet.

Ample supply of wood shavings, peat or sawdust on the floor of the container.

- Mini horses and mini ponies shipped individually or in bulk crates do not require an attendant.

Note:

Other non-toxic absorbent materials may be used. Destination and transit countries must be checked for regulations regarding the use of any absorbent or padding materials.

Coordinated arrangements are essential for loading/unloading operations to avoid confining the animals for unduly long periods.

3. FEEDING AND WATERING GUIDE

Water container(s) must be provided, fixed inside the shipping container so that they are accessible for replenishment purposes from outside the shipping container and does not require the opening of the shipping container allowing potential escape of the animal.

Food and water containers must be provided with means of entry into each and every deck.

Animals must be watered at intervals in accordance with species-specific requirements.

No feeding, only watering, is usually required for pigs during transportation. For other species, if feeding is required due to unforeseen circumstances, hay must be given but care must be taken not to overfeed.

Special Requirements for Pigs

Pigs in particular require frequent access to water. Pig welfare will be supported by providing continual access to drinking water, preferably by the use of drinking nipples. Providing ice cubes to adjust body temperature in hot conditions at transit stops or at final destination is recommended.

4. GENERAL CARE AND LOADING (see Chapters 5 and 10)

Air conditioning units must be used during the loading operation and also be connected to the aircraft *immediately* after it arrives on stand at transit and destination stations. Where air conditioners are not available, all doors must be opened.

Strong polyethylene sheeting to be placed between aircraft pallet and container. The sheeting must extend approximately 25 cm (10 in) up the sides of the container, endeavouring not to occlude the ventilation openings.

Adequate ventilation must be provided. This may require the use of additional fans. It is desirable that temperatures do not exceed 28°C (82.4°F). Pigs require good ventilation and in order to ensure air can move through the crate, special attention must be paid to aircraft's ventilation pattern and capacity to remove heat.

Example: Ventilation requirements for 2.235×3.175 m requires 1.43 m^2 (88×125 in requires 15.25 ft^2) of ventilation area equally distributed over all four walls.

Deer, goats—while using a net for tie-down purposes, special care must be given to prevent the animals from protruding their heads.

Antelope must be transported under tranquillisation using a medium or long acting drug appropriate to the species.

Deer in velvet must not be transported.

Loading/unloading of cattle into or out of the container must be carried out by shipper/consignee.

5. EXCEPTIONS

Sexually mature intact males (i.e. have not been castrated) should not be shipped in pairs or larger groups within the same container due to their potential for aggressive and destructive behavior towards other animals in the same container. Groups of castrated males or groups of very young males (i.e. sexually immature non-castrated) may be shipped as individual groups provided there are no species-specific behaviors that would preclude shipping as a group. It is the responsibility of the shipper to determine if such behaviors may be anticipated and to select the appropriate container to address them.